

Loewe bild 3.55

OLED

EU energy efficiency class: A

Screen diagonal (in cm) / Screen diagonal (in inch): 139 / 55

Power consumption "ON"¹ (in W): 115

Annual energy consumption (kWh)²: 159

Power consumption in stand-by mode / off (in W): 0.37 / 0

Resolution (in pixels): Ultra HD (3840 x 2160)

Box contents: **Set up option table**

TS Plate 3.55 oled

W* 122.8 / H 78.9 / PD 6.7 / TD 27.0

Manually rotatable (+/-20°),

Loewe assist system remote control

incl. batteries



Set-up options

Set up option wall

WM Slim / VESA Size 300


W* 122.8 / H 73.9 / PD 6.7 / TD 8.1

Chrome Silver, flat mounting

Set up option wall, tiltable

WM 67, Black

W* 122.8 / H 73.9 / PD 6.7 / TD 9.8




Set up option wall, flexible

WM Isoflex 32 – 55³

W* 122.8 / H 73.9 / PD 6.7 / TD 12.6


Aluminium, folds flat, can be pulled out, rotated and pivoted,

intelligent cable management



TV

Versions

	Model	Article no.	EAN Code
 Graphite Grey	55	57461D83	4011880169158

Set up option floor, manual rotation

FS Plate 55_65

W* 122.8 / H 126.8 / PD 6.7 / BP 56.0

Light Grey, manually rotatable (+/-20°)

concealed cable routing



Dimensions in cm: W = width, H = height, PD = product depth, TD = total depth, BP = diameter/dimensions of base plate. Technical modifications and errors excepted.

* The width of the TV can vary by up to 4 mm from the product specification on the side where the Loewe logo tag is located.

¹ To EN 62087: 2012. ² On the basis of four hours of operation per day, 365 days a year. Actual energy consumption depends on the purpose for which the TV is used.

³ Only in conjunction with VESA Size adapter.

LOEWE.

Technical information

Loewe bild 3 oled



Image+ (Image)	
Resolution (in pixels)	Ultra HD (3840 x 2160)
Display technology	OLED (WRGB Pixel)
Screen diagonal (in cm/inch) / Response time (in ms)	139 / 55 / 1
Peak luminance (in cd/m ²) / Viewing angle (horizontal/vertical)	800 / 120°
Ultra HD Super Resolution Scaling / Image+ Active / 24 p motion picture display	● / ● / ●
Interior auto-dimming (OPC) / Home Mode	● / ●
Digital+ (Television Standards)	
DVB-T2 ¹ , -C, -S2 / Multi / Unicable / Dual Channel	● / ● / ● / ●
Sat-IP / DVB-C to IP	● / ●
MPEG / MPEG2 / MPEG4 (H.264) / HEVC (H.265)	● / ● / ● / ●
DVB radio	●
Sound+ (Audio)	
Output in W (sine / music)	2 x 20 / 2 x 40
Acoustic speaker concept	Speaker Box
Mimi Defined	●
Integrated 5.1 AV-Receiver / Digital audio link	○ / —
Dolby Digital / Dolby Digital Plus	● / —
Individual bass and treble control / Loudness	● / ●
Automatic Volume Control (AVC)	●
Audio out available: variable / fixed / Subwoofer	● / ● / ●
Assist+ (Operation)	
Loewe os / Home Screen (incl. favorites)	● / ●
HDR (Dolby Vision / HDR 10 / HLG)	● / ● / ●
Electronic Program Guide / EPG Keyword Search	● / ●
MediaText (HbbTV) / Video text (Level 2.5)	● / ●
Menu languages ² / Context Related Help	● / ●
Parental Lock / Automatic turn-off / Timer	● / ● / ●
Instant Channel Zapping / Quick Start Mode	● / ●
Individual channel lists incl. AV and radio	6,000
Digital Link HD (CEC)	●
PIP (AV) ³ / Full PIP / Split screen TV: Video text	● / ● / ●
MediaUpdate (via USB / Internet)	● / ●
Hotel Mode	●
Media+ (Multimedia functions)	
DR+ / storage capacity in GB / USB recording	— / — / ●
DR+ Streaming server / client / Follow-Me	○ ⁴ / ● / ●
Multi Recording	○ ⁴
Photo player / Music player / Video player (via Home network and USB incl. Ultra HD)	● / ● / ●
Digital Media Renderer (incl. Ultra HD) / Bluetooth Music Player	● / ●
Internet Apps (MediaNet) / Internet Browser / Internet radio (incl. search function)	● / ● / ●
Connectivity+ (Connectors)	
HDMI with HDCP 2.2	4 (4 x 2.0b)
LAN network connection / integrated WLAN	● / ●
Common Interface (CI+) ⁵	2
Home Control Interface IP / Home Control Interface RS232 / IR-Link ⁶	● / ● / ●
Digital Audio-Out (coaxial / optical)	— / ●
Analogue Audio-Out (L/R) / Headphone (jack 3.5 mm)	● / ●
Micro-AV (Center In)	●
USB	3 (2 x 3.0)
Bluetooth Connection	●
Screen Mirroring (Miracast)	● ⁷
Environment	
EU energy efficiency class (Energy Class A++ to E) / Annual energy consumption (kWh) ⁸	A / 159
Power consumption in stand-by mode / off (in W)	0.37 / 0
Power consumption "ON" ⁹ (in W) / Peak luminance ratio in %	115 / 66
Mercury content in mg / contains lead ¹⁰	0.0 / traces
Miscellaneous	
Weight in kg	23.2
Power switch / Mains voltages	● / 220 – 240 V, 50 / 60 Hz

● = included/installed ○ = upgradeable/optional

¹ The reception of DVB-T2 programmes is available in selected countries.

² D-GB-F-I-E-NL-CZ-GR-PL-H-FIN-SLO-SK-TR-S-DK-P-RUS-N

³ AV-PIP is only available in combination with DVB-T/C/S.

⁴ Available via optional feature upgrade.

⁵ CI Plus is backwards compatible with CI.

Functionality is dependent on module availability from the supplier.

⁶ Only in conjunction with a corresponding adapter and selected devices (RC5, 36 kHz), to be ordered separately.

⁷ Available via free software update.

⁸ On the basis of four hours of operation per day, 365 days a year.

Actual energy consumption depends on the purpose for which the TV is used.

⁹ To EN 62087:2012.

¹⁰ Traces may occasionally be found in electronic components (in compliance with the recast European RoHS directive).

Loewe bild3

